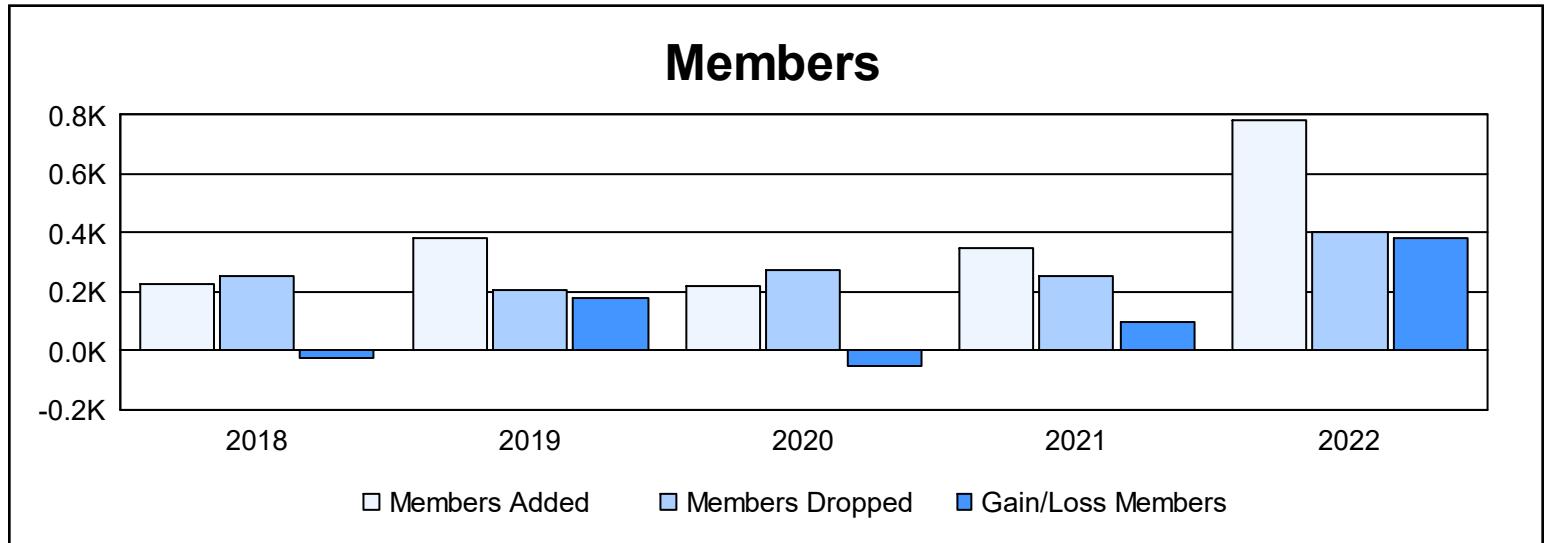
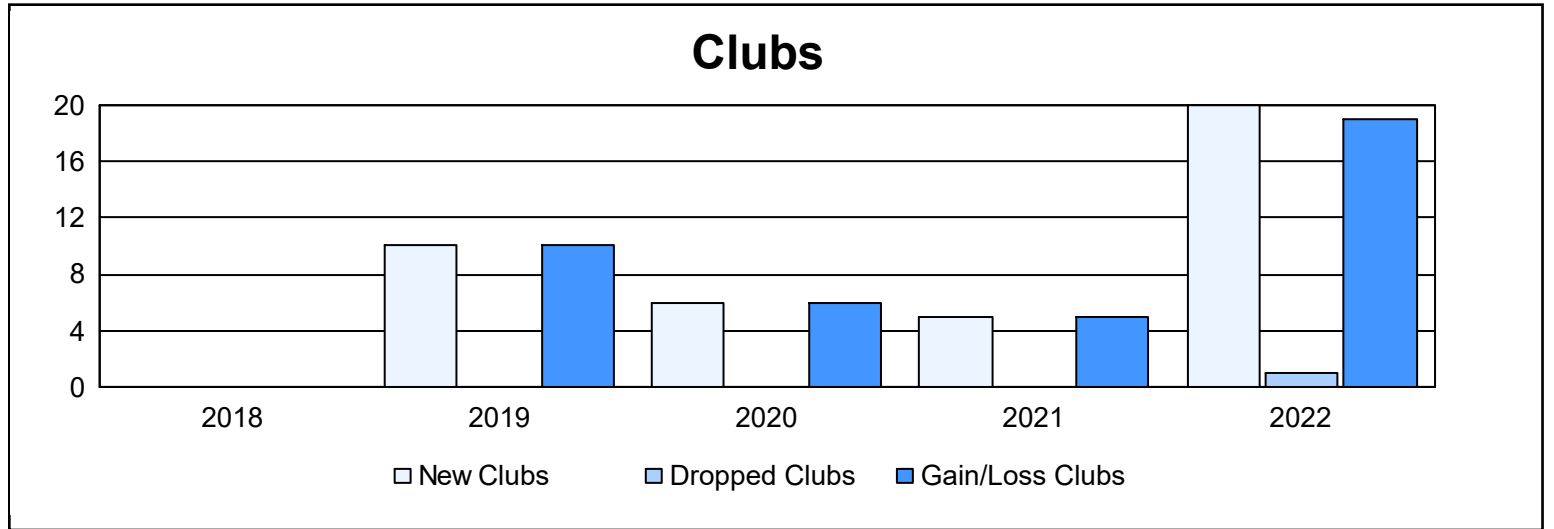
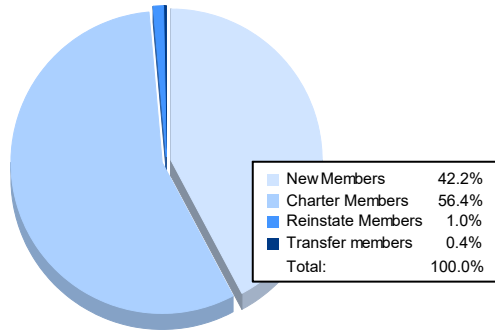


Year	New Clubs	Dropped Clubs	Gain/ Loss Clubs	New Members	Charter Members	Reinstate Members	Transfer Members	Total Member Added	Total Members Dropped	Gain/ Loss Members
2017-2018	0	0	0	165	30	32	1	228	252	-24
2018-2019	10	0	10	131	245	8	1	385	206	179
2019-2020	6	0	6	87	131	2	0	220	275	-55
2020-2021	5	0	5	177	161	8	4	350	255	95
2021-2022	20	1	19	331	443	8	3	785	402	383
<b>Average</b>	<b>8</b>	<b>0</b>	<b>8</b>	<b>178</b>	<b>202</b>	<b>12</b>	<b>2</b>	<b>394</b>	<b>278</b>	<b>116</b>



### Membership Composition June 2022 Cumulative



### Gender Composition June 2022 Cumulative

